

**passion**  
spas | love your senses

# DELIGHT

## PASSION SPAS SIGNATURE COLLECTION



### SPECIFICATIONS/GENERAL

Dimensions L x W x H.....	213 x 213 x 91 cm
Number of Seats.....	3
Number of Loungers.....	2
Capacity in Liter.....	1420
Dry Weight in kg.....	380
Full Weight in kg.....	1800
Shell Material.....	Aristech® Acrylic with Vinylester and Polyester
Synthetic Maintenance Free Cabinet.....	Standard
Removable Side Panels.....	4
Cabinet Material.....	Synthetic
Durable Support System.....	Synthetic
Everlast™ Full Floor Support Material.....	Polyester
High Density Urethane Insulation.....	Standard
Cupholders.....	3

### WATER SYSTEM

Total jets.....	60
Water Jets, Stainless Steel.....	50
Air Injector Jets.....	10
Air Control Valve.....	4
Filters / Surface.....	(1) 50 Square Feet
Top Access Skim Filter.....	High-Volume Vortex Skimmer
Floor Drain.....	1
External Drain.....	1
Hi Flow Suctions.....	4
Water Diverter Valve.....	1
6" Aqua Rolling Massage Jet.....	1
5" Massage Jets, Directional, Rotational and Pulsational.....	8
3" Directional Jets.....	12
2" Directional Jets.....	20
2" Aqua Rolling Massage Jets.....	8
Ozone Jets.....	2

### SPECIAL FEATURES


Soft Air Massage System.....	Standard
Molded Headrest Soft Pillows with LED Light.....	3
StarBrite Interior LED Light System.....	Standard
Audio System with iPOD docking station, 2 built-in speakers...Standard	
Water Fall with LED.....	1
Cascade Creek Water Fall.....	1
Exterior Corner LED Lighting.....	2
Aromatherapy System.....	Standard
Ozone Sanitation System.....	Standard
Synergy Water Maintenance System.....	Standard
Ultra Efficient Dual-Wrap Cabinet Insulation.....	Standard
Energy Efficient Programmable Filtration System.....	Standard
5/4 Ultra Efficient Walk-On Cover.....	Standard
Wifi Ready.....	Standard

### PUMP INFORMATION

Massage Pump 1: LX LP300.....	2,2 kW
Massage Pump 2: LX LP300.....	2,2 kW
Filtration Pump: LX WTC50M.....	250 W
Air Pump: LX AP300.....	300 W

### ELECTRICAL SYSTEM

Voltage.....	230/380 V
Amperage.....	230V - 20A / 380V - 16A
Full Flow Electric Heater.....	3 kW
Control System.....	Balboa BP600
Light (18 x Multi Color LED).....	Standard
Electronic Topside Control.....	Balboa TP600

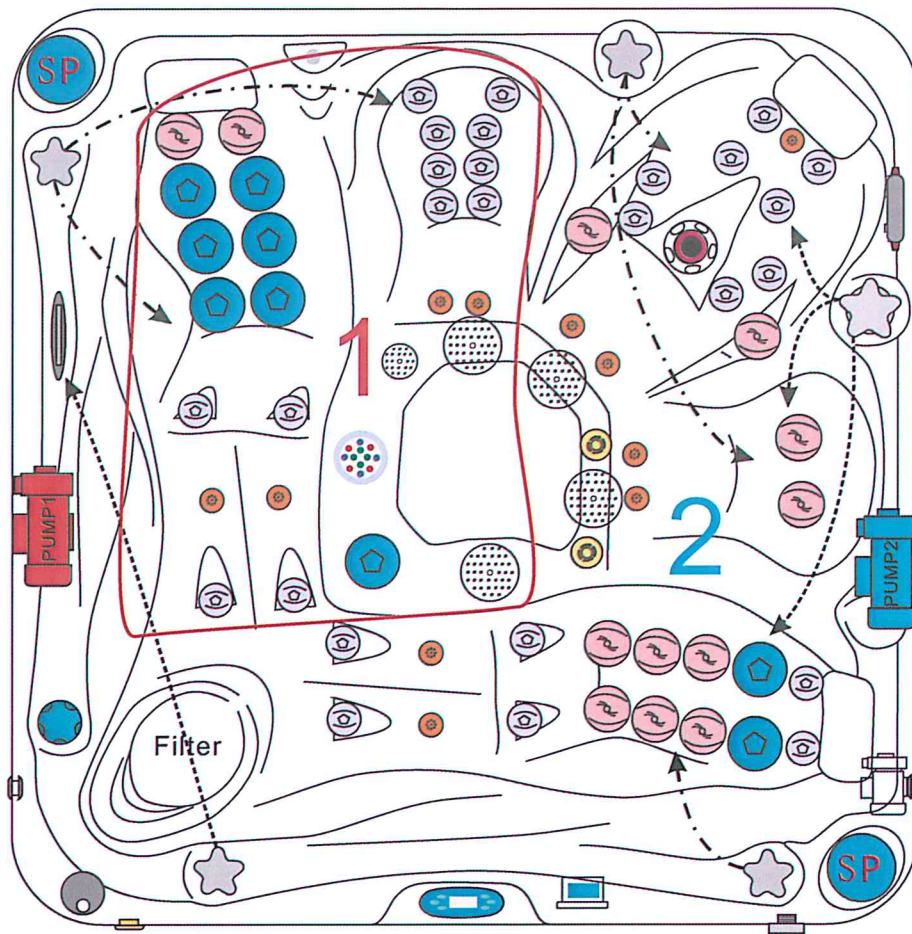


**passion**  
spas | love your senses










# DELIGHT








## PASSION SPAS SIGNATURE COLLECTION

**POWER SUPPLY**  
1x 20A/230V or  
1x 16A/380V



-  Clusterjet 150293 26pcs
-  Mini Jet 150126 12pcs
-  Power Jet 150155 9pcs
-  Swim Jet 150202 1pc
-  Blowerjet 150561 11pcs
-  Suction 150516 1pc
-  Suction 150517 4pcs

-  Water Diverter 150493
-  Air Control 150520
-  Optional Air Pump 150827
-  Water Diverter 152029
-  Aromatherapy 150560
-  UV lamp 150777
-  Pillow 150403
-  Filter lid Black 159111
-  Filter 4ch-949 151131

-  Speaker 150321
-  Controller & Heater 152220  
JZ6013x1
-  Drainage 150511
-  WTC50 Circ. Pump 150817
-  LP300 Mass. Pump 150818
-  LP300 Mass. Pump 150818
-  TP600 Display 151061