

### AQUALIFE LINE

### TECHNICAL SPECIFICATIONS

# Pulse

The hot tub with just the right size.

CODE 69124

Ideal for 6 people

6 positions

1 loungers

5 seats

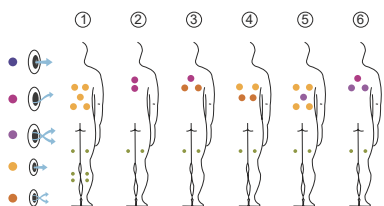

Measures: 216 × 216 × 90 cm

Water capacity (l): 980 liters


Weight: Empty 330 kg / Full 1.310 kg

7 colors


6 massages



#### SHELL FINISHES (ACRYLIC COLORS)



#### FURNITURE FINISHES (OUTDOOR CABINET)



#### FEATURES



#### OPTIONAL FEATURES



#### FEATURES

Total massage points	44
Massage Jets	28
Air Nozzles	16
Waterfall	Not available
Headrests	3
Digital Control Panel	Standard
Clear Water System	Standard
Metal structure	Standard
ABS base	Standard
Energy Saving Cover	Standard
EcoSpa	Optional
Nordic Insulation System	Optional

#### FINISHES

2 LED spotlights	Optional
1 LED spotlight	Included
Bluetooth Audio	Optional
Stainless Steel Nozzles	Standard
*Programmable Wi-Fi Touch Panel	Optional
Without cabinet	Optional

#### MASSAGE PUMPS

Water massage	1.800 W / 2,5 CV
Relax Impact Pump	400 W

#### FILTRATION AND HEATING

Recirculation pump	200 W
Water heater	3.000 W
Type of filter	Cartridge

#### POWER SUPPLY

Power requirement to 230 V (LOW/AMP)	4.000W / 14,6 A
Voltage	230 V / 400 V III

\*To integrate the Programmable Wi-Fi Touch Panel, the hot tub must incorporate the Nordic Insulation System or EcoSpa and include the option 2 LED spotlights.

According to our policy of constant evolution, we reserve the right to modify the specifications in part or in whole without forewarning.