

### PREMIUM LINE

### TECHNICAL SPECIFICATIONS

# Essence

Luxury and elegance personified.

CODE 70515

Ideal for 4 people

5 positions

2 loungers

3 seats

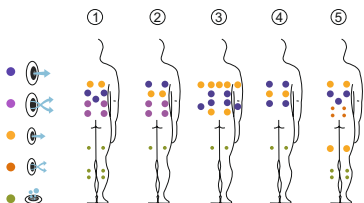
Measures: 231 × 231 × 78 cm

Water capacity (l): 975 liters


Weight: Empty 450 kg / Full 1.425 kg

6 colors


4 massages



#### SHELL FINISHES (ACRYLIC COLORS)



#### FURNITURE FINISHES (OUTDOOR CABINET)



#### FEATURES



#### OPTIONAL FEATURES



FEATURES	
Total massage points	76
Massage Jets	65
Air Nozzles	10
Waterfall	1
Water fountains	2
Headrests	3
Touch Panel	Standard
Ultraviolet Treatment UV	Standard
Metal structure	Standard
Base ABS	Standard
Energy Saving Cover	Standard
EcoSpa	Optional
Nordic Insulation System	Optional
Blue Connect Plus	Optional
FINISHES	
Colour Sense	5 LED + illuminated Accessories
Surround Bluetooth Audio	Optional
Jets / Stainless Steel Nozzles	Standard
Stainless steel handrail	Standard
Aromatherapy	Standard
Wifi Spa Control	Optional
Without cabinet	Optional
MASSAGE PUMPS	
Water massage	2 × 1.800 W / 2,5 CV
Relax Impact Pump	1.150 W
FILTRATION AND HEATING	
Recirculation pump	200 W
Water heater	3.000 W
Type of filter	Cartridge
High Performance Water Care	Standard
POWER SUPPLY	
Power requirement to 230 V (LOW/AMP)	5.100 W / 22,2 A
Voltage	230 V / 400 V III

According to our policy of constant evolution, we reserve the right to modify the specifications in part or in whole without forewarning.