

EXCLUSIVE LINE

Cube

Luxury and elegance personified.

CODE 56541

Ideal for 4 people

5 positions

2 loungers

3 seats

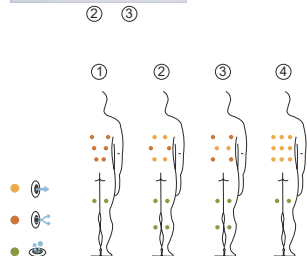
Measures: 231 × 231 × 78 cm

Water capacity (l): 975 liters


Weight: Empty 450 kg / Full 1.425 kg

6 colors


4 massages



SHELL FINISHES (ACRYLIC COLORS)



FURNITURE FINISHES (OUTDOOR CABINET)



FEATURES



OPTIONAL FEATURES



TECHNICAL SPECIFICATIONS

FEATURES	
Total massage points	39
Massage Jets	27
Air Nozzles	12
Jets / Stainless Steel Nozzles	Standard
Headrests	2
Touch Panel	Standard
Ultraviolet Treatment UV	Standard
Metal structure	Standard
ABS base	Standard
Energy Saving Cover	Standard
EcoSpa	Standard
Nordic Insulation System	Optional
Blue Connect Plus	Optional
FINISHES	
Colour Sense	5 LED + illuminated Accessories
Pure Line Lighting	Standard
Surround Bluetooth Audio	Optional
Woodermax Cabinet	Not available
Aromatherapy	Standard
Stainless steel handrail	Not available
Wifi Spa Control	Optional
Without cabinet	Not available
MASSAGE PUMPS	
Water massage	1.800 W / 2,5 CV
Relax Impact Pump	1.150 W
FILTRATION AND HEATING	
Recirculation pump	200 W
Water heater	3.000 W
Type of filter	Cartridge
POWER SUPPLY	
Power requirement to 230 V (LOW/AMP)	3.400 W / 14,6 A
Voltage	230 V / 400 V III

According to our policy of constant evolution, we reserve the right to modify the specifications in part or in whole without forewarning.